

**Note on the tabanid flies investigated at the
Tohbetsu municipal pasture in Hokkaido
(Diptera : Tabanidae)**

Hitoshi SASAKI* and Hirofumi HAYAKAWA**

(May, 1986)

Introduction

The damage to pasturing cattle by tabanid flies is not only seen in the reduction of daily gain for fattening cattle and milk yield for milking cattle because of blood-loss and irritation²⁾, but also in the transmission of various pathogenic micro-organisms⁹⁾ such as equine infections anemia⁴⁾, summer mastitis¹⁰⁾, piroplasmosis of cattle⁸⁾ and bovine leukemia¹¹⁾. It is impossible to protect pasturing cattle from the parasitism of tabanid flies without the knowledge on their bionomics. In Hokkaido, many investigations on the tabanid flies which occur during the pasturing period at various localities have been made^{5,7,11)}, but our knowledge on their bionomics are still incomplete.

In the present paper, the authors reported the results of the investigation on the faunal composition and seasonal prevalence of tabanid flies carried out at the Tohbetsu municipal pasture by means of CO₂-lured mosquito-net traps during the pasturing period in 1985.

Methods

Tabanid flies lured into the mosquito-net traps (Fig. 1) were collected with a collecting tube and killed with potassium cyanide. The mosquito-net trap was modified from a mosquito-net for 4.5 mat room, and both sides of the skirt were turned up and CO₂ gas was emitted 3,000 ml/min in it as an attractant for tabanid flies. The trap was set 10 times from 10:00 to 12:00 at an interval of about 2 weeks from May 23 to September 26, on both fine or somewhat cloudy days, in the shelter wood located at the central part of the study pasture (Tohbetsu municipal pasture). The pasture is

* 佐々木 均, 北海道文理科短期大学酪農科, 応用昆虫学研究室
Hokkaido College of Arts and Sciences (Applied Entomology), Ebetsu, Hokkaido 069,
Japan

** 早川博文, 農林水産省, 北海道農業試験場畑作部
Upland Farming Division, Hokkaido National Agricultural Experiment Station,
Memuro-cho, Hokkaido 082, Japan

Table 1. Faunal composition of tabanid flies collected at the Tohbestu municipal pasture in 1985

Species	No. of indiv. (%)
<i>Chrysops japonicus</i>	5 (3.7)
<i>C. suavis</i>	15 (11.3)
<i>Hybomitra distinguenda</i>	48 (35.8)
<i>Hy. hirticeps</i>	1 (0.7)
<i>Tabauns trigeminus</i>	10 (7.5)
<i>T. nipponicus</i>	18 (13.4)
<i>T. kinoshitai</i>	2 (1.5)
<i>T. sapporoenus</i>	6 (4.5)
<i>T. chrysurus</i>	28 (20.9)
<i>Haematopota tamerlani</i>	1 (0.7)
Total	134 (100.0)

individuals. The second was *Hybomitra* (2 species, 49 indiv.), followed by *Chrysops* (2 species, 20 indiv.), and the least was *Haematopota* (1 species, 1 indiv.).

Hybomitra distinguenda was the most predominant species which accounted for 35.8 percent (48 indiv.), *T. chrysurus* being the next (20.9%, 28 indiv.), followed by *T. nipponicus* (13.4%, 18 indiv.) and *C. japonicus* (11.2%,

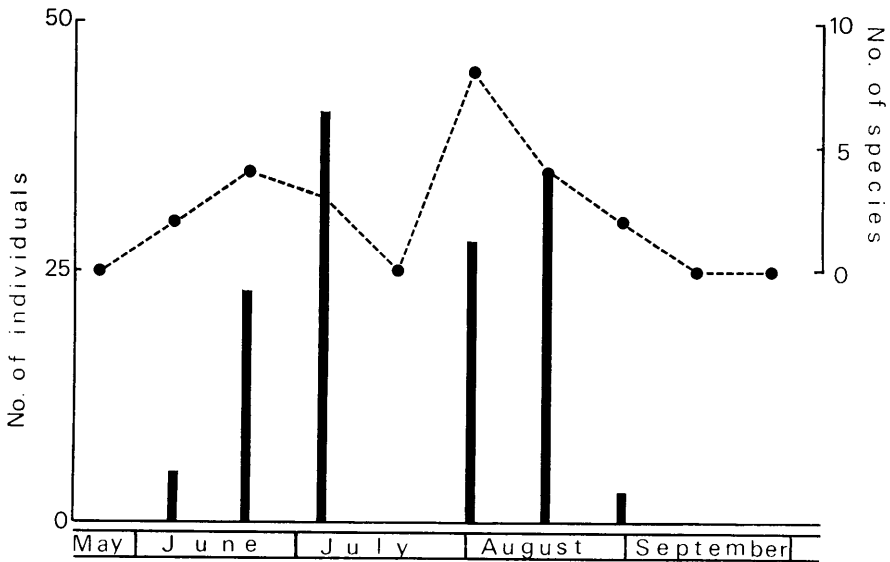


Fig. 3. Seasonal prevalence of tabansd flies at the Tohbetu municipal pasture.

15 indiv.). *Hy. hirticeps*, a rare species as Japanese Tabanidae, but only one specimen was collected on June 6th. This species has hitherto been collected only from the northern parts of Honshu¹⁰. Therefore, this becomes the first collection and sighting record in Hokkaido. The fact that *Hy. hirticeps* is distributed even in the central part of Hokkaido is very interesting with regard to the tabanid fauna of this region.

The predominancy of *Hy. distinguenda* seems quite characteristic to this study pasture. In pastures in Hokkaido, *T. nipponicus* is most predominant in general, except for the east or northern parts of Hokkaido where *Ha. tristis* is mostly predominant instead^{5,6,10,13}. *Hy. distinguenda* is rather

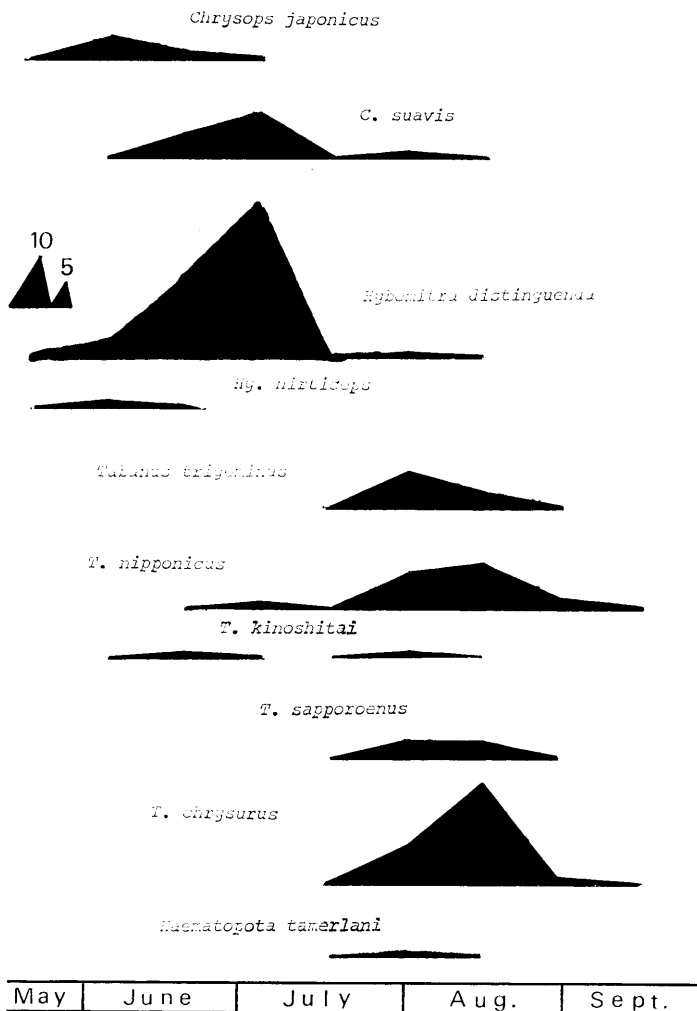


Fig. 4. Seasonal prevalence of each species of the tabanid flies at the Tohbetu municipal pasture.

abundant in the central parts of Hokkaido, but its predominancy among tabanid flies is less than the 3rd^{6,7,12}. It is interesting also that *Ha. tristis*, although a very common species in Hokkaido, not even a single specimen was found at this pasture. The reason for this may be partly attributable to the lack of any tabanid flies collected in the period of mid July. *C. vanderwulpi kitaensis* and *Atylotus horvathi*, also rather common species in Hokkaido, were not collected at this pasture, but *C. japonicus* was collected in a relatively high ratio. These results were obtained from only one fly season. More species of tabanid flies will be added to this fauna, if the investigation is continued further.

Seasonal prevalence

The number of the tabanid flies collected at this pasture showed two peaks in appearance. One is in late June and other is in mid August (Fig. 3). The early peak is dominated by *C. suavis* and *Hy. distinguenda*, and the late peak by *T. trigeminus*, *T. nipponicus*, *T. sapporoenus* and *T. chrysurus* (Fig. 4). No tabanid flies were collected at the period of mid July. Therefore this accounts for the main reason for the appearance of the two peaks. The weather of the study day in mid July was not so unfavourable

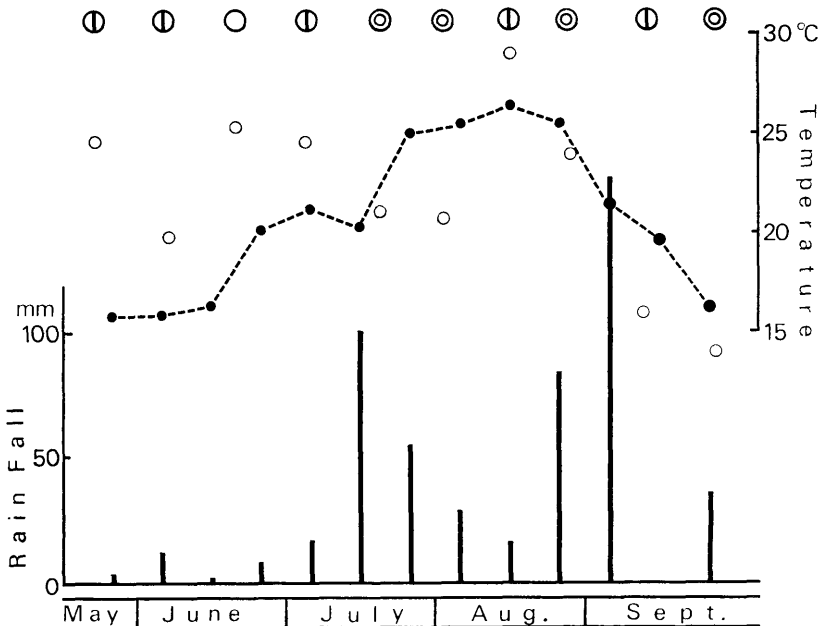


Fig. 5. Air temperature and rain fall at the Tohbetsu municipal pasture.

- : air temperature at 12:00 on the study day
- : mean temperature of 10 days before and behind the study day

for the activity of tabanid flies^{1,9)}. The long spell of rainy and cool weather (Fig. 5) before the study day might influence on the emergence of tabanid flies in this period.

Except for the above-mentioned period, the seasonal prevalence in each species generally corresponded to those of other reports investigated in the central parts of Hokkaido^{5,12)}.

The results obtained in this investigation may represent a part of the dynamics of tabanid flies inhabiting in this pasture. Therefore, further studies on the annual fluctuation of tabanid flies will be required.

Summary

One hundred and thirty four individuals of tabanid flies belonging to 4 genera and 10 species were collected by means of CO₂-lured mosquito-net traps at the Tohbetu municipal pasture in Hokkaido during the pasturing period in 1985. The predominant species were *Hybomitra distinguenda*, *Tabanus chrysurus* and *T. nipponicus*. *Hy. hirticeps* was collected for the first time from Hokkaido.

The seasonal prevalence of the tabanid flies showed two peaks in appearance, one is in late June and other is in mid August.

Acknowledgement

The authors wish to express their sincere thanks to Emeritus Professor Y. Nishijima of the Obihiro University of Agriculture and Veterinary Medicine for his kind guidance and valuable advice, and for reading the manuscript. Thanks are also due to Professor Y. Sakamoto of the Hokkaido College of Arts and Sciences for reading the manuscript.

References

- 1) Amano, K., 1984. Researches of seasonal and diurnal prevalence of tabanid flies by means of CO₂-lured net trap. Ann. Rept. Plant Prot. North Japan, **35**: 168-171.
- 2) Fujishima, F., K. Michimata, A. Murata et al., 1975. Control of the blood-sucking insects infesting pasturing cattle. Bull. Iwate Prefect. Anim. Husb. Exp. Stn., **5**: 1-85.
- 3) Hayakawa, H., 1980. Biological studies on *Tabanus iyoensis* group of Japan, with special reference to their blood-sucking habits (Diptera, Tabanidae). Bull. Tohoku Natl. Agric. Exp. Stn., **62**: 131-321.
- 4) Hirato, K., S. Miura, Y. Uweno and H. Minowa, 1945. Experimental transmission of infectious anemia of horses by horse flies. Jpn. J. Vet. Sci., **7**: 187-195.
- 5) Inaoka, T., 1971. Daily and seasonal fluctuations of blood sucking activity of horse-flies in Sapporo, Hokkaido. J. Fac. Sci. Hokkaido Univ., VI, Zool., **18**: 155-172.
- 6) Inaoka, T., H. Hayakawa and Y. Yoneyama, 1982. Faunal makeup and seasonal distri-

- tribution of haematophagous tabanid flies at pastures in Wassam, Hokkaido. Ann. Rept. Plant. Prot. North Japan., **33**: 139-141.
- 7) Inaoka, T. and T. Matsuda, 1983. Species composition and daily fluctuation of blood-sucking activity of tabanid flies in Ebetsu, Hokkaido. Ann. Rept. Plant. Prot. North Japan., **34**: 69-70.
 - 8) Kishi, H. and S. Asaga, 1975. Observations of Piroplasmosis protozoa in the digestive tract of tabanids by acridine orange fluorescence dyeing method (Preliminary report). Jui-chikusan-shinpo, **644**: 798-801.
 - 9) Krinsky, W. L., 1976. Animal disease agents transmitted by horse flies and deer flies (Diptera: Tabanidae). J. Med. Entomol., **13**: 225-275.
 - 10) Namikoshi, Y., K. Sano and C. Oda, 1976. Counter measures on summer mastitis of dairy heifers in raising pastures. Hoku-ju-kaishi, **20**: 10-14.
 - 11) Okada, K., K. Ohshima, S. Numakunai, O. Shidara, T. Ikeda and T. Mitsui, 1981. Ultrastructural studies on blood-sucking tabanid flies transmitting bovine leukemia virus. Jpn. J. Vet. Sci., **34**: 116-120.
 - 12) Sarashina, T., 1982. Biological studies on tabanids and flies infesting cattle on pasture in Hokkaido. II. The seasonal occurrence and blood-sucking habits of tabanids. Bull. Takikawa Anim. Husb. Exp. Stn., **19**: 27-34.
 - 13) Sarashina, T. and T. Kudo, 1982. Biological studies on tabanids and flies infesting cattle on pasture in Hokkaido. I. Tabanid fauna in Hokkaido. Bull. Takikawa Anim. Husb. Exp. Stn., **19**: 17-26.
 - 14) Sasaki, H. and H. Hayakawa, 1986. Note on the geographical distribution of *Hybomitra hirticeps* (Loew, 1858) from Hokkaido (Diptera: Tabanidae) with a new record from Hokkaido. Jpn. J. Sanit. Zool. **37**: (in press).

要 摘

北海道の当別町有牧野において、1985年の放牧期の5月下旬から9月下旬までの期間、概ね2週間に1回合計10回、晴天ないしは高曇りの日を選び、それぞれ午前10時から正午までの2時間、炭酸ガス誘引の蚊帳トラップで吸血性アブ類を採集調査し、4属10種、合計134個体を得た。

最優占種は、キバラアブで35.8%を占め、アカウシアブとニッポンシロフアブが続いた。また、北海道新記録種として、マルヒゲアブが採集された。

アブ類の捕獲消長は、6月下旬と8月中旬にピークを持つ双峰型を示したが、前者はキバラアブの、後者はアカウシアブ、ニッポンシロフアブの採集のピークに一致した。